

Enquiry

Sender's address/Stamp

Order

Delivery address

Date

E-Mail address

Purchase order number / project / reference

Requested delivery date

Type of technical drawing
per E-Mail

*.dwg

*.dxf

*.pdf

Contact person / telephone

Number of panels: Finish of

pcs.

track:

System type:

Finish of panel::

Type of glass: ESG glass

Gloss level:

VSG glass from ESG glass

Glass thickness:

mm

Door rail prepared for clamp&glue technique

Total system width:

mm

With vertical sealing profiles with double brush seals

Total system height:

mm

Different width
of the panels

Fixed width of
end panel

DORMA-Glas substructure:

no

yes

Fixed width of sliding panel/s

with bottom brush

Additional top locking (panel no.):

no

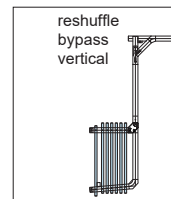
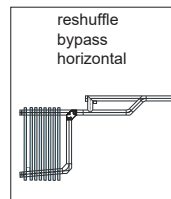
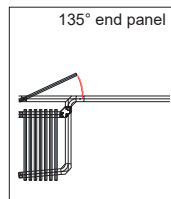
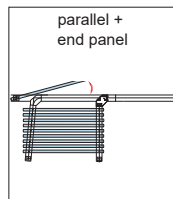
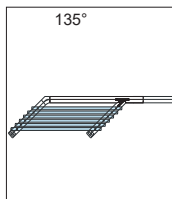
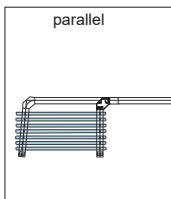
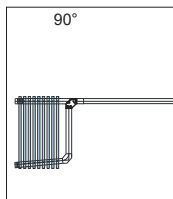
yes

Type of
parking area*

Execution left
(as pictures below)

Execution right (mirror-inverted)

according to the enclosed sketch



*Special applications and more than 8 panels.

Please get in contact with the customer
support of DORMA-Glas.

1	2	3	4	5	6	7	8
----------	----------	----------	----------	----------	----------	----------	----------