

Moving Details.

UNIQUIN GLASS PARTITION WALLS

The modern solution in a matched design

UNIQUIN
Generation 2023

New lock and
new hinges

FAST
DELIVERY TIMES!



FROM 10
WORKDAYS



Contents

- 4 Moving solutions
- 5 Glass partition walls
- NEW** 6 The new lock generation 2023
- NEW** 7 The new generation of hinges 2023
- 8 System in a matched design
- NEW** 10 Updates and highlights
- 12 Technical options
- 14 For builders and architects
- 15 Technical data



UNIQUIN
is the contemporary
system that adapts to
every space.
◀

UNIQUIN
structures rooms
anew and is removable
if requirements
change.
▼

Moving solutions

Living space with glass

Inspired by our passion for glass, we create something big from something small. From perfectly matched, precisely engineered glass fittings, pure dynamism emerges.

Because it is the small elements with a big impact that make it possible to move glass between rooms in the first place.

That is our mission. And that is what we strive to achieve with our extensive knowledge about the possibilities of glass in moving solutions.



Glass partition walls

Room division done to perfection

When it comes to creating spaces within rooms, our glass partition walls integrate sliding doors or single-action doors within frames into unified designs. For a systematic room architecture.

When the details become a clearly structured whole: narrow aluminium profiles, fittings and locking systems acquire one consistent look in our glass partition walls. The profiles of the fixed parts are matched with the single-action and sliding door elements, and can be powder-coated in the customer's colour of choice. In one colour or contrasting colours. There is also a choice of material for the dividing element: would you like glass, wood or another material?



You'll find further information
and documents here.



UNIQUIN 2.0

The new lock and hinges generation

Our glass partition wall system for communicative room structures is now optimised by a new lock with variable possibilities and new hinges. The UNIQUIN lock 2023 MultiVar offers users more freedom and flexibility in terms of design and function. The UNIQUIN hinges are easy to install and are very decent, allowing them to be perfectly integrated into any room structure.

UNIQUIN lock 2023 MultiVar
A lock with many possibilities, for more freedom and flexibility.



The new lock generation 2023

For coordinated design with enhanced function NEW

An overview of the UNIQUIN lock 2023 MultiVar

- Modified lock housing: free choice of standard mortice lock meeting the DIN 18251 standard
- Standard preparations for roses: free choice of lever with roses for uniform equipment of entire projects
- Almost free choice of access control systems as long as they are designed for standard locks (e.g. dormakaba C-Lever Compact)
- Design variant with short plate: thus also possible for other access control systems
- New lock latches: whisper latch as standard for quiet closing; lock with magnetic latch optional.



With the use of mortice locks meeting the DIN 18251 standard, the new UNIQUIN lock offers a range of enhanced functionalities as well as greater variability with regard to the use of handles. From lock inserts with whisper latches or magnet latches to lock inserts with a panic function – it's all possible with the UNIQUIN lock 2023 MultiVar.



The new generation of hinges 2023

Elegant design – even for heavy weight classes NEW

Our new generation of hinges 2023 is available for door weight classes up to 80 kg and up to 130 kg. Both hinges are screwed into the inner reveal of the frame. That guarantees a continuous frame cover profile without interruption in the hinge area.



UNIQUIN hinge 2023 Clamp&Cover 80

- Very small, straight hinge, lying fully within the rebate – invisible from the outside of the frame
- Installation: clamping – no glass preparation!
- Up to 80 kg door weight
- Special feature: different glass thicknesses can be chosen for the side panels (8 - 13.5 mm) and the door. Possible glass door thicknesses: 8–12.76 mm



UNIQUIN hinge 2023 Standard 130

- Stylish, compact hinge, discreetly integrated into the system look
- Mounting: screw clamping on two glass holes
- Up to 130 kg door weight
- Compared to the predecessor model, this is an optimised solution with the same performance

UNIQUIN hinges 2023
Hinges for light and heavy doors, discreet and elegant.

An overview of the UNIQUIN hinge 2023

- Hinges are screwed into the inner reveal of the frame:
- Fast, easy installation
 - Continuous frame cover profile without interruption in the hinge area
 - Cable routing possible in the entire frame, with connectivity options for switches or sockets also on the hinge side of the frame
 - 180° door opening

UNIQUIN

Partition wall system with profiles, fittings and locking systems in a matched design

When you want to divide a room into several areas without sacrificing light and the feeling of space, UNIQUIN is the perfect solution. The partition walls, held by narrow aluminium profiles, structure the newly created rooms, while single-action or sliding doors in the ideal look provide access. What has become common in office design, can now also be flexibly implemented in private homes with UNIQUIN. The removable system is ideal when life situations change, for example if a home office or safe children's play area is needed. And why not visually connect the bedroom and the bathroom? Features that exude space and style in hotels are also appealing ideas for any home.



Co-working areas, lounges, reading rooms, coffee/tea kitchen, communicative character, but acoustically separate. ◀



The advantages

- Modern design with matched function elements
- Aluminium profiles, powder-coated surfaces
- Integration of sliding doors and single-action doors in standard or room height in a matched design
- Access control systems for added security (option)
- Selectable positioning of e-modules in the area of the frames for optimal use of space (option)
- Individually dimensionable acoustic modules provide optimised room acoustics (option)
- Decoupled glass reception for excellent sound insulation
- Fast and easy installation

Limitless scope of application, UNIQUIN adapts to the existing architecture and creates a pleasant transparency. ◀

Large spaces, acoustically separate, visually unified. ▲

Perfect the impact of your room architecture

Be that in the office, in a hotel or in the home: with UNIQUIN, every room wins. Narrow profiles, fittings and locking systems complement each other to create a unified design. An unrestricted view and the incoming natural light simply create a pleasant atmosphere. A plus for creativity and relaxation. It's the details that create the clear structures: the aluminium profiles of the fixed parts and the single-action and sliding door elements are coordinated in terms of style and are powder-coated in the customer's chosen colour.



Matching or accentuating.

Use exactly the dividing elements you need: in glass, wood or other materials. UNIQUIN is the contemporary system that adapts to every space. Even with special room heights that go beyond the norm.



▲ Divides rooms without sacrificing space.

UNIQUIN
Decorative Bars
are a striking visual
highlight.

Updates and highlights

UNIQUIN Decorative Bars NEW Strong visual accents in the industrial look

What was in the past a mark of functional architecture has developed into a trend: the industrial look has long been making an impact in the world of furnishing and interior design. And in the design of glass room partitions.

Anything is possible: even grids, emphasis on individual fields, graphic patterns, covering the entire width and height of the glass or optically suspended. And also covering over gaps between two adjacent panels of glass. There is no limit to your creativity.

UNIQUIN Door Plates NEW For better orientation and identification

We've all been there: searching for someone in a sprawling office, with rooms stretching into the distance. Where is the right department, and who is working in which space? Glass partition walls with UNIQUIN offer an initial impression at least. But is anyone there to provide fast and accurate information?

The UNIQUIN door plate (DIN R or DIN L) is designed so that it can be perfectly positioned on the UNIQUIN frame profile, and continues in the projecting area on the glass. Powder coated in the colour of the system, it looks like a fully integrated element on the door.



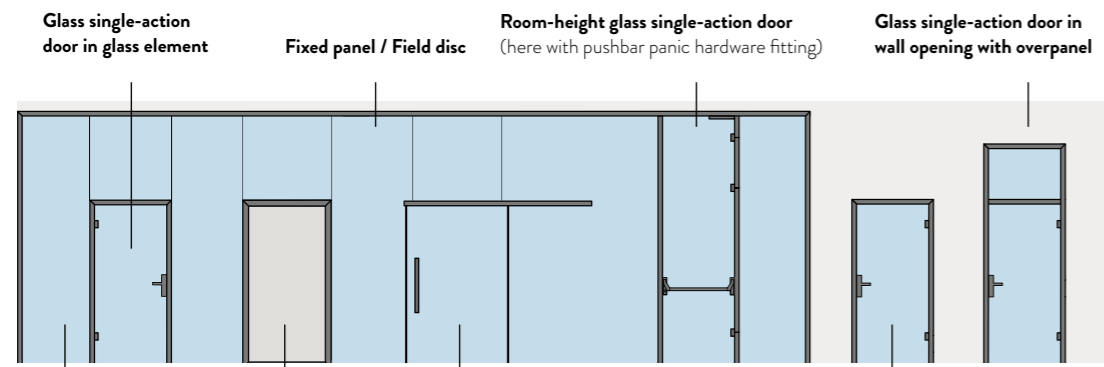
▲ UNIQUIN Door plates,
for better orientation
and identification.

Technical options that impress UNIQUIN as safety glazing

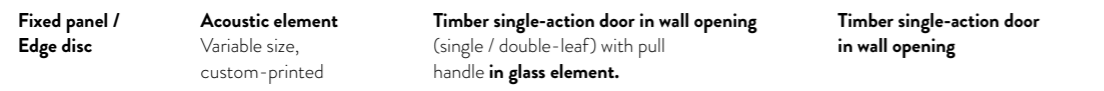
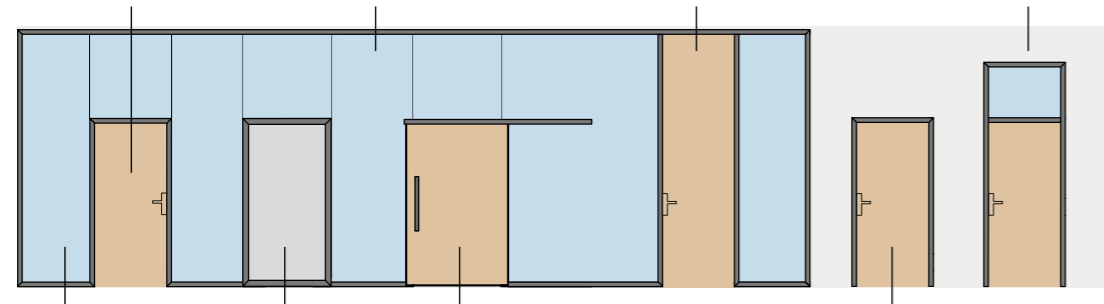
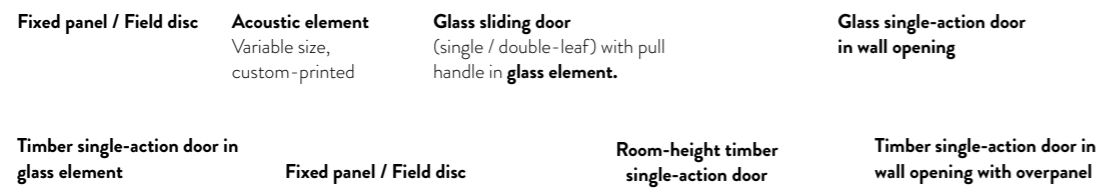
The UNIQUIN system can also be used to realise safety glazing solutions. For this kind of glazing, construction approval certificates must always be provided. Thanks to the corresponding general building inspection test certificate P-2021-3023, you know you're in safe hands with UNIQUIN.

Depending on the glass structure (laminated safety glass), glass dimensions (height and width) and the mounting of the glazing in UNIQUIN fixed panels (2, 3 or 4 sides), safety solutions with a height of up to 3300 mm can now be realised. We would be happy to provide you with the test certificate upon request.

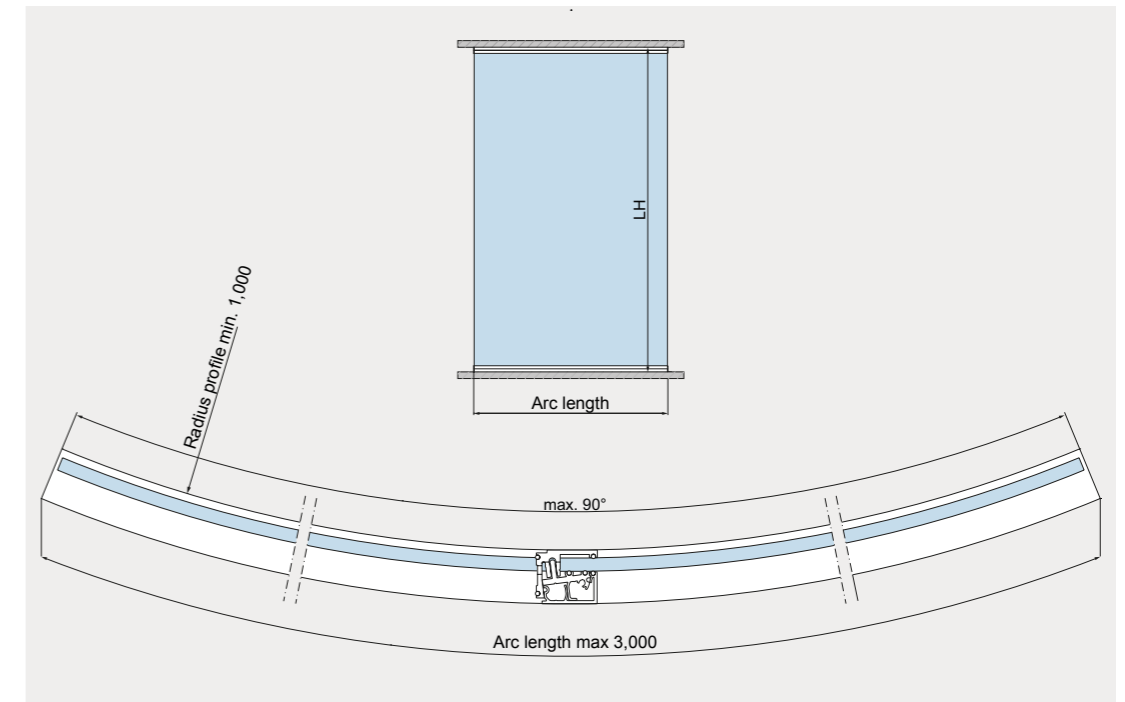
Please get in touch with your contact on our sales team or application technology team.



Basic variants.
Discover UNIQUIN and realise interior architecture that meets your precise needs – from comprehensive space concepts to individual solutions.



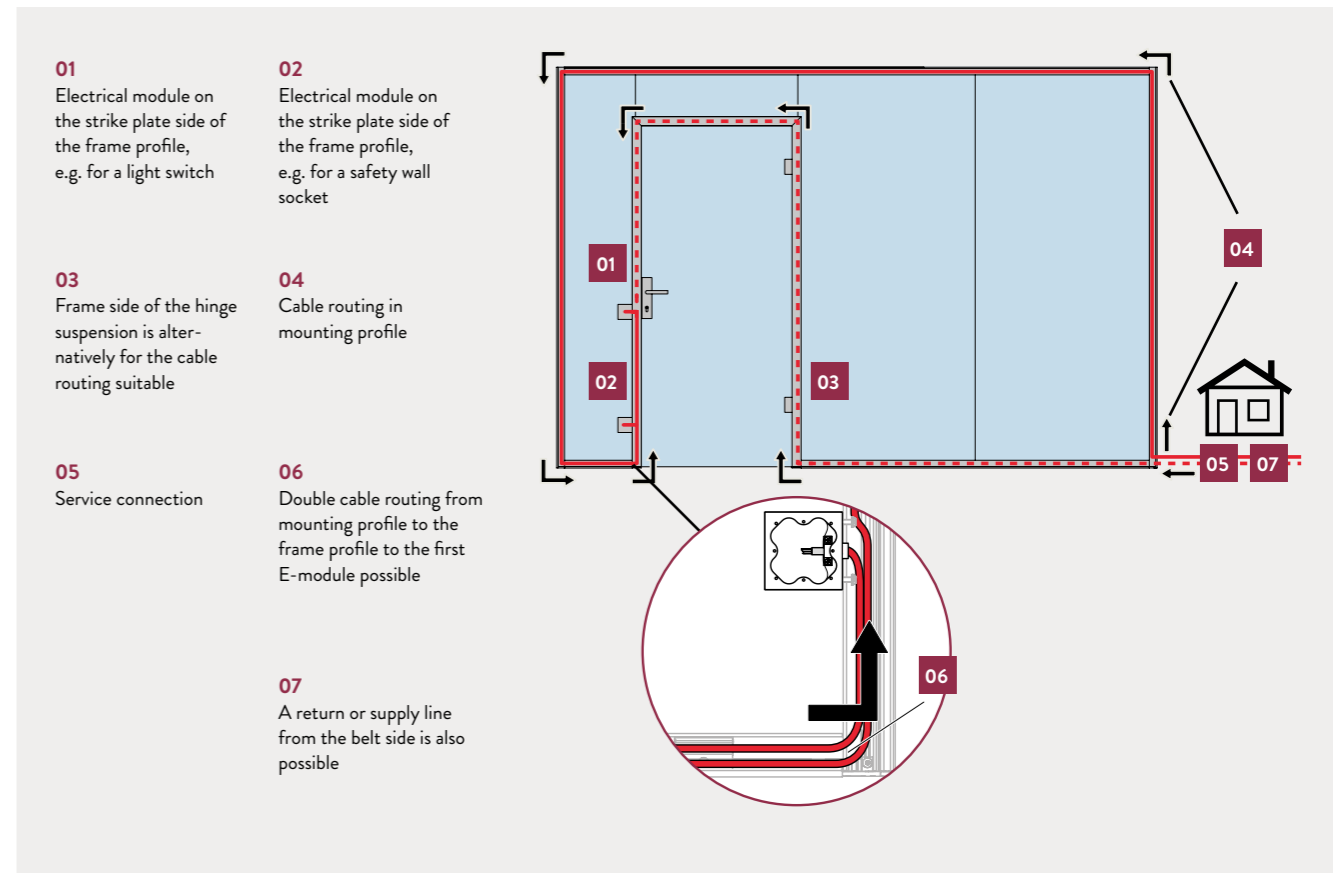
Curved system configuration.
Realisable upon request, allowing for a radius of min. 1000 mm (respective profile inner edge).*



* For curved systems, the client may have to provide proof of stability.

Continuous cabling of the system possible. Even with cable feed-through of a frame element!

UNIQUIN cabling/electrification.
Invisibly integrated for a harmonious look.



UNIQUIN

For builders and architects who value quality and simplicity

Whether as a construction company or architect, with UNIQUIN you can realise interior design working across industry sectors.

UNIQUIN allows you to quickly and easily implement sophisticated room concepts. The system can be easily installed using standard tools in all common room heights of up to 4000 mm.

One major advantage is that the cables can be routed within the profile and the connections between all components are coordinated. When you order, you decide whether you want to have the profiles cut to the required lengths or receive them as stock goods (6000 mm) in the standard dimension.



Beautifully simple.

- Installation possible with standard tools
- Coordinated construction connections
- Easy to repair, reconfigure or dismantle and reinstall
- Common room heights realisable
- Profiles are supplied ex works in the desired length or in 6000 mm warehouse length
- Integration of electrical / electronic connections possible
- Time- and cost-saving final installation of the cover profile can be carried out by various tradespersons (e.g. an electrician) when completing construction

General – Technical data

When planning systems, the system width and the max. height must be determined with regard to the corresponding glass statics. In addition, the maximum height of the system depends on the thickness of the glass.

Total system measurements taking into account the glass statics (w = width, h = height)	w = no limit (according to respective glass statics) h = max. 4,000 mm	
Intermediate fixed panel Wall-mounted fixed panel	w = min. 500 mm, h = max. 4,000 mm w = min. 300 mm, h = max. 4,000 mm	
Pane material (TSG = toughened safety glass, LSG = laminated safety glass)	Glass (TSG, LSG of 2 x TSG), timber or another material (10–19 mm)	
Mounting profiles	For material thicknesses 10–13.5 mm, 14–18 mm and 16–19 mm	
Profile material	Aluminium, powder-coated	
Profile colours (AL = Aluminium)	385	AL powder-coated, Jet black, fine texture, matte (similar to RAL 9005)
	384	AL powder-coated, Traffic white, smooth, flat matte (similar to RAL 9016)
	382	AL powder-coated, Graphite, fine texture, matte (scratch-resistant)
	383	AL powder-coated, similar to DB 703, smooth, matte, pearl glimmer effect
	318	AL powder-coated, similar to anodized EV1, smooth, matte
	399	AL powder-coated special colour (Standard powder according to the corresponding overview on our website. A price surcharge is possible for special colors outside the color range specified there.)
Installation options	Wall, floor, ceiling, 90° room corner, T-joint	
Door types	Swing and sliding doors	
Emergency exit/panic function	In accordance with EN 179 and EN 1125 (can be equipped optionally)	
Wiring (Electrics/electronics)	Integrated cabling of NYM cables with max. outside diameter of 10 mm	
Sound protection test (dB = decibel)	Tested sound protection in accordance with DIN EN ISO 10140 up to 41 dB, depending on the design and construction type. (The sound protection performance can vary depending on the selected glass thickness. With a complete door element – the supposedly weakest element of a system – a value of 39 dB is achieved. Up to 41 dB can be achieved with fixed panels. The relevant certificates are available upon request.)	
Structural analysis	Proof of stability according to DIN 18008. DIN 4103 available as certificate for glass. (For alternative materials, the safety certificate must be furnished on a case-by-case basis.) Accident-proof glazing possible with UNIQUIN.	

┌ We present DORMA-Glas products

└

└



└



DORMA-Glas GmbH
Max-Planck-Straße 33-45
32107 Bad Salzufen, Germany

T +49 5222 924-0

info@dorma-glas.com
www.dorma-glas.com

 DORMA-Glas GmbH
 DORMA-Glas GmbH



WN 0080051592632, 03/23
Subject to technical changes